



LED FLOOD LIGHT

150W / 100-277V

#FL2-1504SF-1



10

10 YEAR WARRANTY



DESCRIPTION

This FL2 series flood light is the latest addition to our commercial LED flood light collection. Utilizing world-leading Lumileds chips and being DLC 4.1 listed, it is the most reliable and efficient fixture available on the market. Available in multiple mounting options including yoke mount and slip fitter, this is the fixture of choice for jobs that require installing lights on walls or poles to illuminate building perimeters, walkways, and landscapes.

POPULAR APPLICATIONS



BUILDING PERIMETERS



WALKWAYS


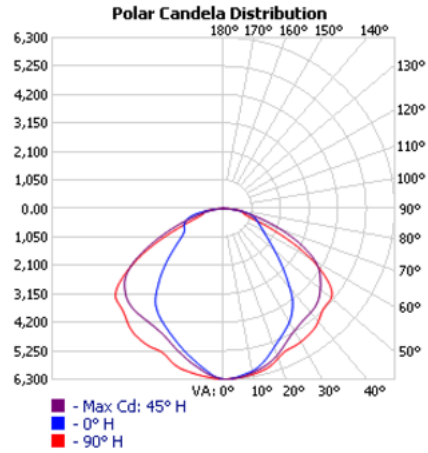
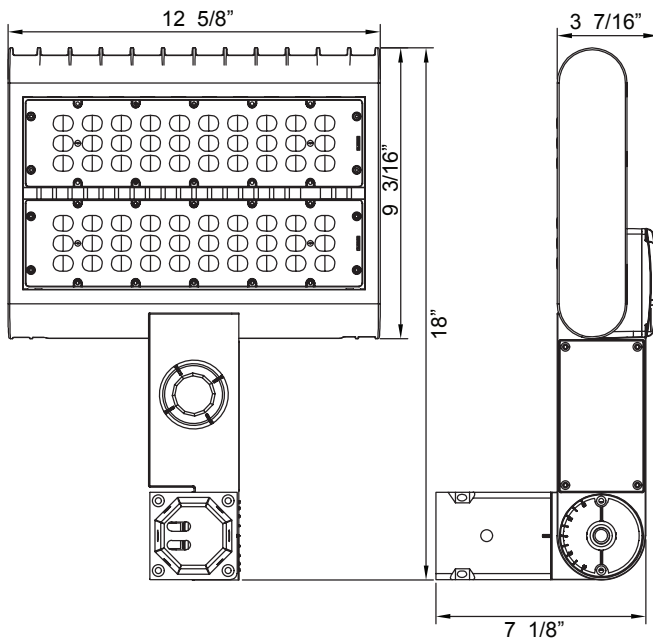


EXTERIOR WALLS



PARKING LOTS

PRODUCT DIMENSIONS / PHOTOMETRIC SPECS / ILLUMINANCE AT A DISTANCE



TECHNICAL DATA

LIGHT SPECIFICATIONS		ELECTRICAL		TEMPERATURE	
Lumens	18,486	Wattage	150W	Minimum Start	-40°C
Efficacy	120.67 lm/W	System Watts	153.2W	Ambient Temp	40°C
CCT	4000K	Input Voltage	100-277V	DIMENSIONS & WEIGHT	
CRI	≥82.3	THD	<7%	Dimensions	12 5/8" x 18"
Replaces	up to 750W Metal Halide / High Pressure Sodium	Power Factor	0.93	Weight	6.7 KGS
DRIVER		CONSTRUCTION		APPROVALS & LISTINGS	
Brand	Inventronics	Housing Material	Aluminum Alloy	cUL	IFAM7.E473127
Driver Type	Constant Current	Lens Material	Polycarbonate Drop Lens	DLC Listed	PG4Y5FJE
Driver Output	27-34V	IP Rating	IP65	IESNA	LM-79 & LM-80
HOURS		LED CHIP		NEMA	Type 7
Rated Hours	50,000	Chip Brand	LUMILEDS		
		Chip Type	SMD 3030		