



# LED FLOOD LIGHT

150W / 277-480V

#FL2-1504SF-2



**10**



**10 YEAR WARRANTY**

## DESCRIPTION

This FL2 series flood light is the latest addition to our commercial LED flood light collection. Utilizing world-leading Lumileds chips and being DLC 4.1 listed, it is the most reliable and efficient fixture available on the market. Available in multiple mounting options including yoke mount and slip fitter, this is the fixture of choice for jobs that require installing lights on walls or poles to illuminate building perimeters, walkways, and landscapes.

## POPULAR APPLICATIONS



BUILDING PERIMETERS



WALKWAYS


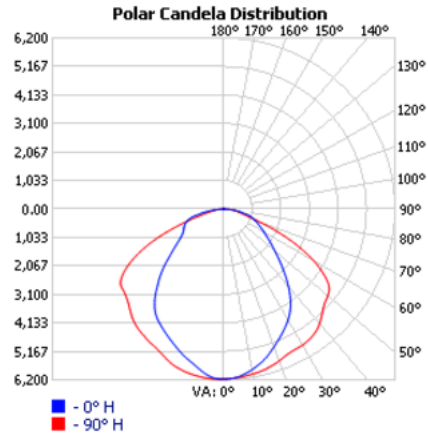
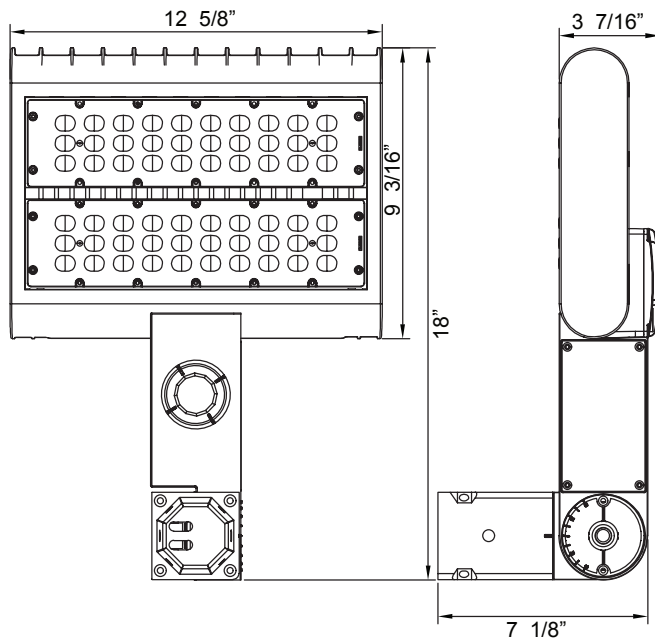


EXTERIOR WALLS



PARKING LOTS

# PRODUCT DIMENSIONS / PHOTOMETRIC SPECS / ILLUMINANCE AT A DISTANCE



## TECHNICAL DATA

### LIGHT SPECIFICATIONS

Lumens	<b>17,972</b>
Efficacy	<b>122.18 lm/W</b>
CCT	<b>4000K</b>
CRI	<b>≥82.2</b>
Replaces	<b>up to 750W Metal Halide / High Pressure Sodium</b>

### DRIVER

Brand	<b>Inventronics</b>
Driver Type	<b>Constant Current</b>
Driver Output	<b>27-34V</b>

### HOURS

Rated Hours	<b>50,000</b>
-------------	---------------

### ELECTRICAL

Wattage	<b>150W</b>
System Watts	<b>147.1W</b>
Input Voltage	<b>277-480V</b>
THD	<b>&lt;10%</b>
Power Factor	<b>0.96</b>

### CONSTRUCTION

Housing Material	<b>Aluminum Alloy</b>
Lens Material	<b>Polycarbonate Drop Lens</b>
IP Rating	<b>IP65</b>

### LED CHIP

Chip Brand	<b>LUMILEDS</b>
Chip Type	<b>SMD 3030</b>

### TEMPERATURE

Minimum Start	<b>-40°C</b>
Ambient Temp	<b>40°C</b>

### DIMENSIONS & WEIGHT

Dimensions	<b>12 5/8" x 18"</b>
Weight	<b>6.7 KGS</b>

### APPROVALS & LISTINGS

cUL	<b>IFAM7.E473127</b>
DLC Listed	<b>P3S9V9DH</b>
IESNA	<b>LM-79 &amp; LM-80</b>
NEMA	<b>Type 7</b>