



# LED FLOOD LIGHT

150W / 277-480V #FL2-150SF-347



**LUMILEDS**




**10 YEAR WARRANTY**

## DESCRIPTION

The FL2-150SF is Core's latest commercial LED flood light with slip fitter that utilizes world-leading chips and drivers to deliver the most reliable fixture available on the market. They are the best solution when you are looking to install lighting fixtures on high walls or poles to illuminate building perimeters, walkways, and landscapes.

## MOUNTING DETAILS



Flexible slip fitter mounting,  
fits poles up to 2 <sup>3</sup>/<sub>8</sub>"  
in diameter.

## POPULAR APPLICATIONS



BUILDING PERIMETERS



WALKWAYS

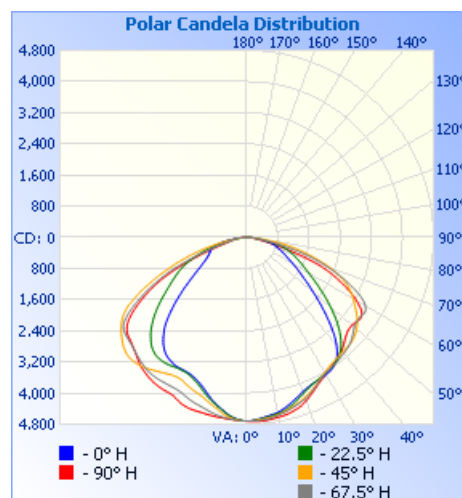
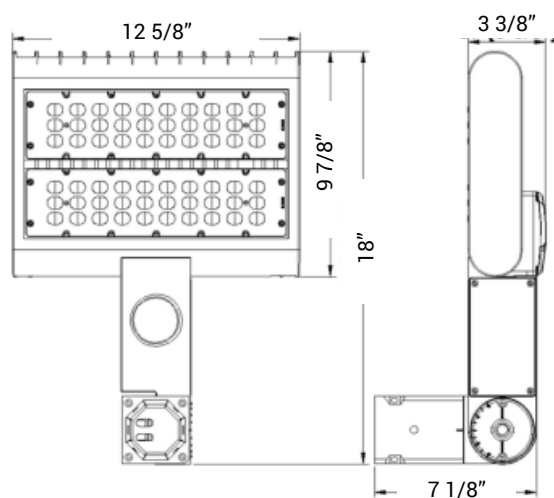


EXTERIOR WALLS



PARKING LOTS

## PRODUCT DIMENSIONS / PHOTOMETRIC SPECS / ILLUMINANCE AT A DISTANCE



	Illuminance at a Distance	
	Center Beam fc	Beam Width
17.0ft	16.32 fc	39.7 ft 74.4 ft
34.0ft	4.08 fc	79.4 ft 148.9 ft
51.0ft	1.81 fc	119.1 ft 223.3 ft
68.0ft	1.02 fc	158.8 ft 297.7 ft
85.0ft	0.65 fc	198.5 ft 372.2 ft
102.0ft	0.45 fc	238.2 ft 446.6 ft

■ Vert. Spread: 98.8°  
■ Horiz. Spread: 130.9°

## TECHNICAL DATA

### LIGHT SPECIFICATIONS

Lumens **14500**

CCT **5000K**

CRI **≥82**

Beam Angle **90° x 120°**

### DRIVER

Brand **Inventronic**

Driver Type **Constant Current**

### HOURS

Rated Hours **50,000**

### ELECTRICAL

Wattage **150W**

System Watts **154.3W**

Input Voltage **277-480V**

THD **<10%**

### CONSTRUCTION

Housing Material **Die-cast**

Lens Material **Polycarbonate**

IP Rating **IP65**

### LED CHIP

Chip Brand **LUMILEDS**

Chip Type **SMD**

### TEMPERATURE

Minimum Start **-40°C**

Ambient Temp **40°C**

### DIMENSIONS & WEIGHT

Dimensions **12 5/8" x 18"**

Weight **5.9 KGS**

### APPROVALS & LISTINGS

cUL **E473127**

DLC Listed **N/A**

IESNA **LM-79**