



# LED TRADITIONAL WALL PACK

80W / 277-480V

#WP5-804-2



**EXTREME TEMPERATURE RANGE**  
operates in -40°C weather



**IP65**  
for outdoor wet locations



**LUMILEDS LED CHIPS**  
means long-lasting 50,000 hour life



**80 WATTS**  
with a powerful 9802 lumens output



**ENERGY EFFICIENT**  
replaces up to a 250W high pressure sodium/metal halide



**PHILIPS**  
LUMILEDS



**10 YEAR**  
WARRANTY

## DESCRIPTION

The WP5 Series is our latest LED Traditional Wall Pack using a sealed, aluminum alloy design with industry-leading LED chips and drivers to deliver a quality, energy saving solution. With an easy to install, contractor friendly design that fits directly onto existing electrical boxes, they are the ideal solution for replacing older high pressure sodium and metal halide wall packs found on building perimeters, exterior walls, parking lots, and walkways.

## POPULAR APPLICATIONS



BUILDING PERIMETERS



WALKWAYS


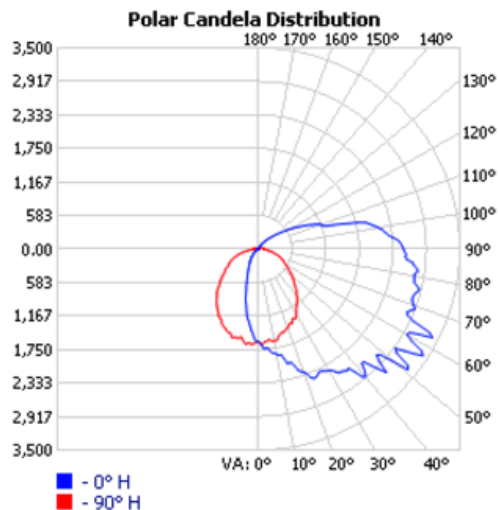
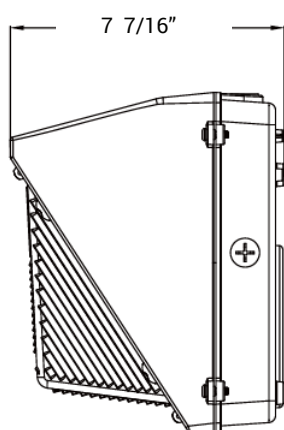
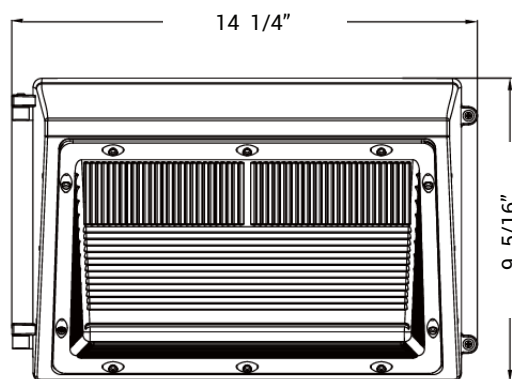


EXTERIOR WALLS



PARKING LOTS

## PRODUCT DIMENSIONS / PHOTOMETRIC SPECS / ILLUMINANCE AT A DISTANCE



## TECHNICAL DATA

### LIGHT SPECIFICATIONS

Lumens **9802**

CCT **4000K**

Efficacy **125.39 lm/W**

Power Factor **0.9488**

CRI **≥74.8**

Beam Angle **110°**

Replaces **up to a 250W H.P.S. / M.H.**

### DRIVER

Brand **Towin**

Driver Type **Constant Current**

### HOURS

Rated Hours **50,000**

### ELECTRICAL

Wattage **80W**

System Watts **78W**

Input Voltage **100-277V**

THD **<16%**

### CONSTRUCTION

Housing Material **Alloy Aluminum**

Lens Material **Glass**

Color **Bronze**

IP Rating **IP65**

### LED CHIP

Chip Brand **LUMILEDS**

Chip Type **SMD3030**

### TEMPERATURE

Minimum Start **-40°C**

Ambient Temp **40°C**

### DIMENSIONS & WEIGHT

Dimensions **14 1/4" x 9 5/16" x 7 7/16"**

Weight **4.4 KGS**

### APPROVALS & LISTINGS

cUL **IFAM7.E473127**

DLC Listed **P239STE9**

IESNA **LM-79 & LM-80**