



LED GARAGE LUMINAIRE WITH MOTION SENSOR

40W (120-277V)

#CF3-404-MS-1



10 YEAR WARRANTY

DESCRIPTION

The CF3 Series is a next generation LED Canopy luminaire purpose-built for parking garages. With a specially designed grooved round lens that provides 360° light dispersal, an integrated motion sensor to detect occupancy, and an ultra-thin 4 1/2" profile that helps to preserve height clearance, this is the fixture of choice when a project requires maximum lateral lighting in low height environments.

MOUNTING OPTIONS



Pendant Mounting
with a 3/4" conduit



Direct Surface
mounting

POPULAR APPLICATIONS



STORAGE CENTERS



PARKING LOTS

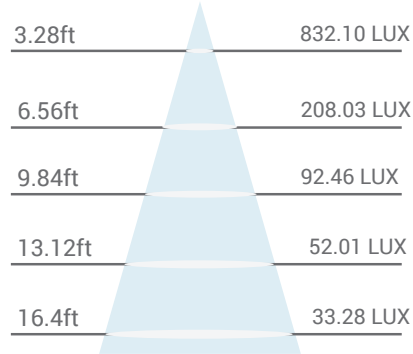
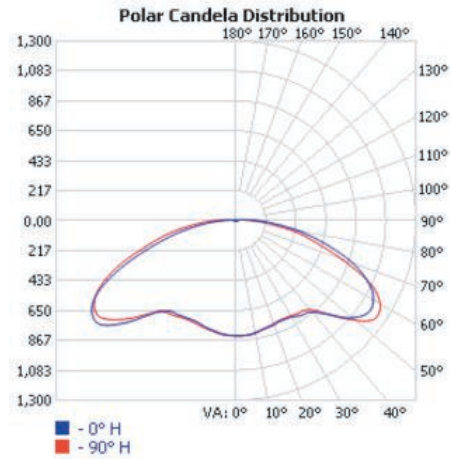
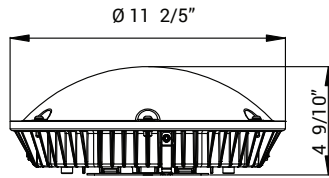
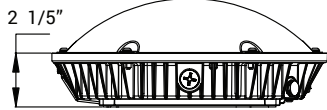
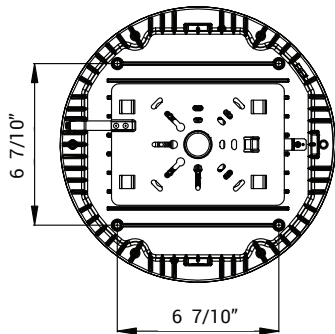


GAS STATIONS



WALKWAYS

PRODUCT DIMENSIONS / PHOTOMETRIC SPECS / ILLUMINANCE AT A DISTANCE



TECHNICAL DATA

LIGHT SPECIFICATIONS

Lumens	5300
Efficacy	123.16 lumens/W
CCT	4000K
CRI	≥80
Replaces	100W HPS

DRIVER

Driver Type	Constant Current IC regulated with flicker
Output DC Voltage	DC30-42V
Dimming Type	1-10V
Rated Hours	50,000

LED CHIP

Chip Brand	NICHIA 757G
Chip Type	SMD 3030

ELECTRICAL

Wattage	40W
System Watts	42W with sensor
Input Voltage	120-277V
Power Factor	0.9
THD	>15%

CONSTRUCTION

Housing Material	Aluminum Alloy
Lens Material	Polycarbonate Fresnel Lens
Finish & Color	White
IP Rating	IP65

TEMPERATURE

Minimum Start	-40°C / -40°F
Ambient Temp	40°C / 104°F

DIMENSIONS & WEIGHT

Dimensions	Ø11 2/5" x 4 9/10" (H)
Mountable Area	6 7/10" x 6 7/10"
Weight	4 KGS

APPROVALS & LISTINGS

cUL	IFAM7.E473127
DLC Listed	PLNZTUI5HDYH
IESNA	LM-79 & LM-80