



Project	
Date	
Prepared by	
Model #	FL4-2004T5-1

FL4-SERIES MULTI-MOUNT FLOOD LIGHT



OVERVIEW

The FL4-Series Flood Light represents our entry into specification grade exterior lighting. Finished in black, its sleek design and larger housing size provides an attractive look, especially when mounted on poles. Offering a wide range of mounting options, lumen packages, IES beam distribution patterns, and integrated controls, they will allow you to achieve any design requirement.

PRODUCT HIGHLIGHTS

- Interchangeable mounting options to adapt to any application: yoke, trunnion, slip fitter or mounting arm*
- Operates in -40°F/-40°C degree outdoor weather
- 1-10V dimming for maximum control and energy savings
- IP65 and Wet Location rated
- Black contemporary finish to complement all outdoor environments
- Available with integrated motion sensor or photocell (optional)

*Fixture does not include mount. Mount must be ordered separately.




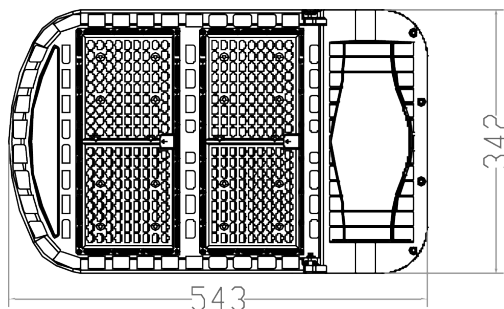
OPTICAL SPECIFICATIONS

Lumen Output (lm) ₁	27836 lm	Beam Angle (°) ₁	Type V (125°x160°)
CCT (K) ₁	4000K	Projected Lifetime (L ₇₀)	50,000 hrs
CRI (Ra) ₁	80	Chromaticity Shift	±250K
Efficacy (lm/W) ₁	135 lm/W		

ELECTRICAL SPECIFICATIONS

Power	200W	Replacement For	Up to 450W HID or HPS/MH
Apparent Power (VA)	204.1VA	Current Draw at 120V _{AC} (A) ₂	1.660A
System Wattage (W)	205.81W	Current Draw at 208V _{AC} (A) ₂	0.870A
Input Voltage	100-277VAC	Current Draw at 240V _{AC} (A) ₂	0.871A
Output Voltage (VDC)	56VDC	Current Draw at 277V _{AC} (A) ₂	0.744A

PRODUCT DIMENSIONS



CONSTRUCTION

Housing Material	Aluminum Alloy	Installation Method	Wall Mounted/ Square Pole Mounted/ Round Pole Mounted
Housing Color	Black	Operation Range (°F/°C)	-40°F to 113°F/-40°C to 45°C
Lens Material	Polycarbonate	Weight (Kg/Lbs)	9.3kg / 20.50lbs
Dimensions (inch/mm)	21.4" x13.5" x 4.5" / 543mm x 342mm x 115mm	Warranty	10 Years

APPROVALS AND LISTINGS

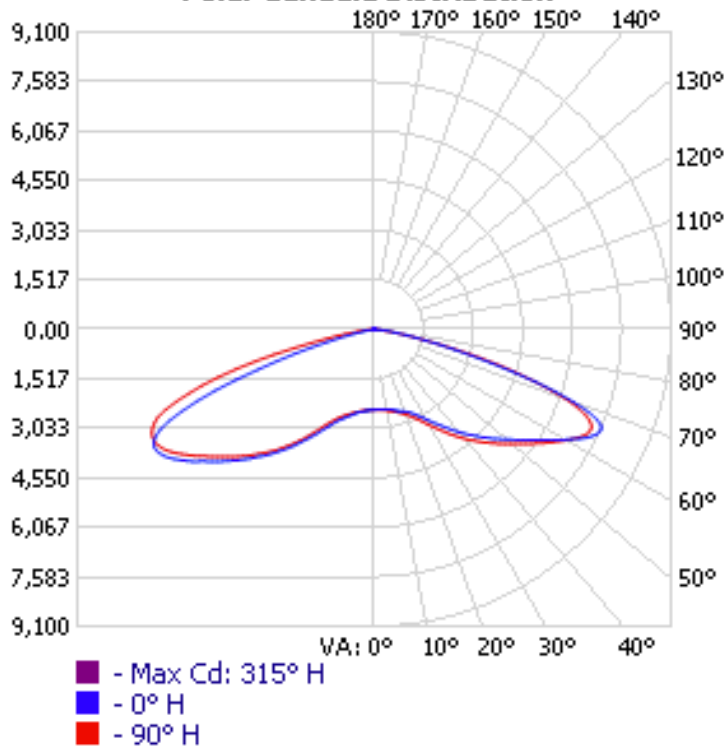
DLC Premium	PA70JY0A	IP Rating	IP65
Wet Location Rated	Yes	EPA Rating	2.57ft²
UL/ETL	cETLus	BUG Rating	B5-U3-G3

LED AND DRIVER SPECIFICATIONS

LED Type	3030	Surge Protection	L/N-PE: 10KV, L-N: 6KV
Dimmable	Yes (1-10V)	Inrush Current (A)	60A/125A
Power Factor	0.9	Driver Class	Class 2
THD	15%		

PHOTOMETRICS

Polar Candela Distribution



ZONAL LUMEN SUMMARY

ZONE	LUMENS	% LAMP	% LUMINAIRE
0-30	2,436.8	8.8%	8.8%
0-40	4,943.4	17.8%	17.8%
0-60	14,483.3	52%	52%
60-90	13,216.2	47.5%	47.5%
70-100	5,892.0	21.2%	21.2%
90-120	79.2	0.3%	0.3%
0-90	27,699.6	99.5%	99.5%
90-180	137.2	0.5%	0.5%
0-180	27,836.8	100%	100%





LCS TABLE

BUG RATING	B5 - U3 - G3	
FORWARD LIGHT	LUMENS	LUMENS %
LOW(0-30):	1,178.2	4.2%
MEDIUM(30-60):	5,665.7	20.4%
HIGH(60-80):	6,449.1	23.2%
VERY HIGH(80-90):	493.5	1.8%
BACK LIGHT		
LOW(0-30):	1,258.3	4.5%
MEDIUM(30-60):	6,382.2	22.9%
HIGH(60-80):	6,022.1	21.6%
VERY HIGH(80-90):	250.0	0.9%
UPLIGHT		
LOW(90-100):	29.0	0.1%
HIGH(100-180):	108.3	0.4%
TRAPPED LIGHT:	0.0	0%

ILLUMINANCE AT A DISTANCE

HEIGHT(FT)	CENTER BEAM	BEAM SPREAD(FT)		FIELD SPREAD(FT)	
	FOOTCANDLE	HORIZONTAL	VERTICAL	HORIZONTAL	VERTICAL
4.00	153.92 FC	12.6	31.7	23.7	67.6
8.00	38.48 FC	25.1	63.3	47.4	135.2
12.00	17.10 FC	37.7	95.0	71.1	202.9
16.00	9.62 FC	50.2	126.6	94.8	270.5
20.00	6.16 FC	62.8	158.3	118.5	338.1
		BEAM ANGLE		FIELD ANGLE	
		115.0°	151.6°	142.7°	166.5°

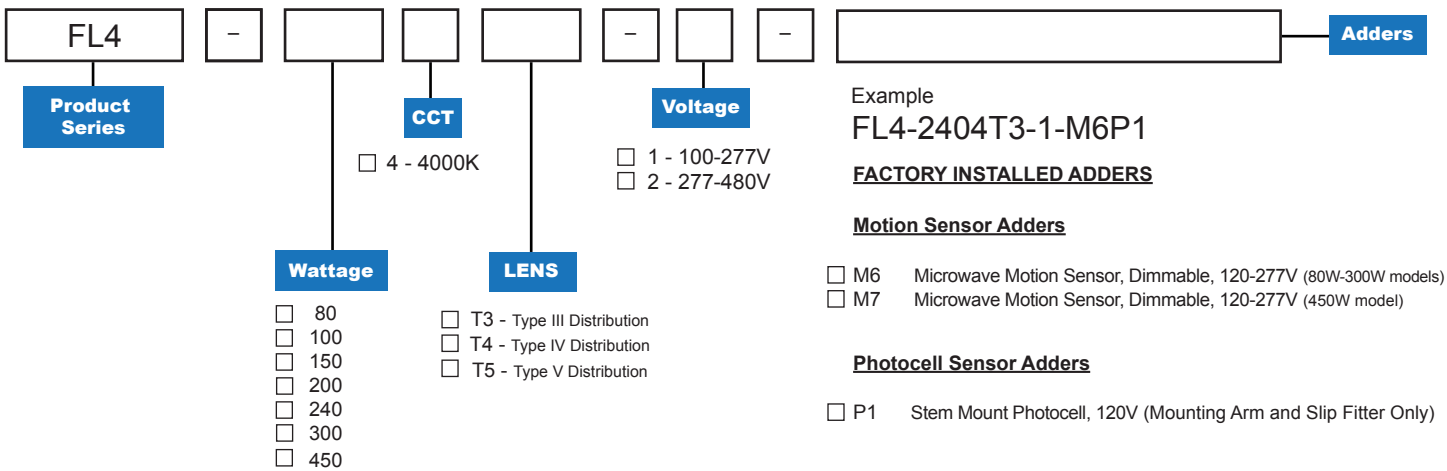
MOUNTING OPTIONS

	FL-MA4	Mounting Arm for FL4-Series Area/Flood Lights		FL-SF4	Slip Fitter for FL4-Series Area/Flood Lights
	FL-TR4	Trunnion Mount for FL4-Series Area/Flood Lights		FL-YK4	Yoke Mount for FL4-Series Area/Flood Lights

ACCESSORIES

	PCI-TPT-1	Stem Mount Swivel Photocell (Compatible with Mounting Arm or Slip Fitter option only)		FL-SHIELD24	Glare Shield for FL4-Series Area/Flood Lights (200W/240W/300W models only)
---	------------------	---	---	--------------------	--

PRODUCT KEY



1. Due to the special conditions of manufacturing, the typical data of optical specifications can only reflect statistical figures and do not necessarily correspond to the actual parameters of each single product which could differ from the typical data.
2. Exceeding maximum ratings for input voltage and current will cause hazardous overload and will likely destroy the LED fixture.
3. Refer to Warranty Terms & Conditions available at premiseled.com/warranty