



Project	
Date	
Prepared by	
Model #	FPH2-2230P50-3

# FPH2-SERIES 2X2 HYBRID FLAT PANEL



## OVERVIEW

The FPH2-Series Hybrid LED Flat Panel ceiling light is a high performance LED panel that uses a unique backlit design to provide a longer lasting lighting solution that replaces traditional fluorescent lighting or low-end edge-lits found in offices, hospitals, schools and more.

## PRODUCT HIGHLIGHTS

- Up to 136 lm/W
- Lightweight design for quicker installs
- Large 5.9" x 4" junction box makes daisy chaining connections quick and easy
- Low profile: will fit into any plenum space and directly into existing suspended T-bar ceilings
- Available in 100-347VAC



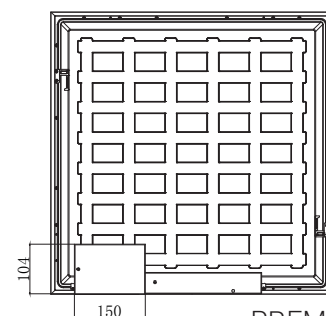


### OPTICAL SPECIFICATIONS

Lumen Output (lm) <sub>1</sub>	3778 lm	Beam Angle (°) <sub>1</sub>	120°
CCT (K) <sub>1</sub>	5000K	Projected Lifetime (L <sub>70</sub> )	>60,000
CRI (Ra) <sub>1</sub>	80	Chromaticity Shift (K)	±283
Efficacy (lm/W) <sub>1</sub>	131.43 lm/W		

### ELECTRICAL SPECIFICATIONS

Power	30W	Current Draw at 120V <sub>AC</sub> (A) <sub>2</sub>	0.245A
Apparent Power (VA)	29.53VA	Current Draw at 208V <sub>AC</sub> (A) <sub>2</sub>	0.145A
System Wattage	28.75W	Current Draw at 240V <sub>AC</sub> (A) <sub>2</sub>	0.127A
Input Voltage	100-347VAC	Current Draw at 277V <sub>AC</sub> (A) <sub>2</sub>	0.112A
Replacement For	2x20W T8	Current Draw at 347V <sub>AC</sub> (A) <sub>2</sub>	0.0954A

### PRODUCT DIMENSIONS



## CONSTRUCTION

<b>Housing Material</b>	6063 Aluminum	<b>Weight</b>	2.22kg / 4.89lbs
<b>Housing Color</b>	White	<b>Installation Method</b>	Recessed, Suspension, Surface
<b>Lens Material</b>	PMMA	<b>Operation Range (°F/°C)</b>	-20°C to 45°C, -4°F to 113°F
<b>Dimensions (inch/mm)</b>	23.74"*23.74"*2.8"/603mm*603mm*72.2mm	<b>Warranty</b>	5 years

## APPROVALS AND LISTINGS

<b>DLC Premium</b>	PLVDZJX427R8	<b>IP Rating</b>	IP20
<b>Damp Location Rated</b>	Yes	<b>UL/ETL Listed</b>	cETLus

## LED AND DRIVER SPECIFICATIONS

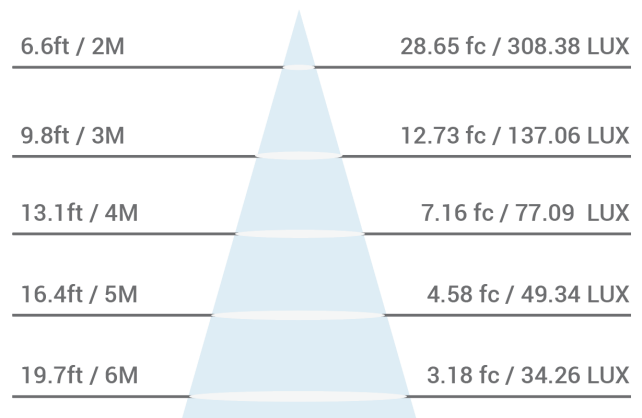
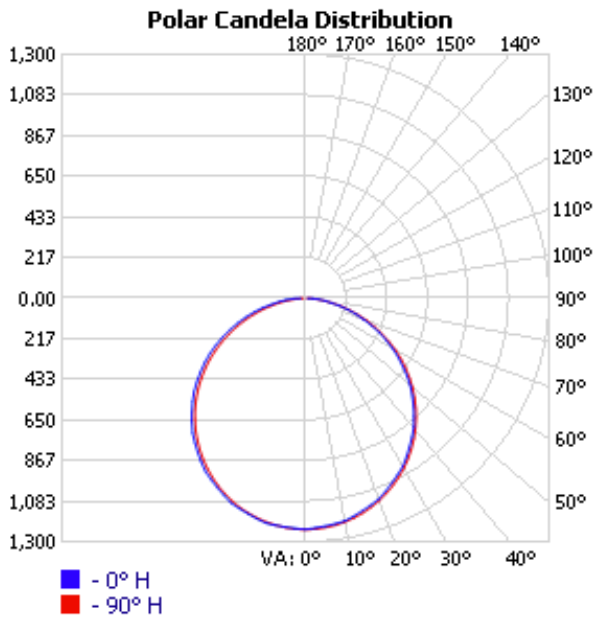
<b>LED Type</b>	2835	<b>THD (%)</b>	20.48%
<b>Dimmable</b>	Yes, 0-10V	<b>Inrush Current (A)</b>	30A
<b>Output Voltage (VDC)</b>	36-45VDC	<b>Driver Class</b>	Class 2
<b>Power Factor</b>	0.908	<b>Surge Protection (kV)</b>	L - N 1KV ;L/N-PE 2KV

## OPTIONAL ACCESSORIES

	<b>FPH-ACK11</b>	Aircraft Cable for 1x4 and 2x2 Flat Panels		<b>FPH-22SMK1</b>	Surface Mount Kit for 2x2 Flat Panels
---	------------------	--	---	-------------------	---------------------------------------

### CANDELA

### ILLUMINANCE AT A DISTANCE



1. Due to the special conditions of manufacturing, the typical data of optical specifications can only reflect statistical figures and do not necessarily correspond to the actual parameters of each single product which could differ from the typical data.  
 2. Exceeding maximum ratings for input voltage and current will cause hazardous overload and will likely destroy the LED fixture.  
 3. Refer to Warranty Terms & Conditions available at [premiseled.com/warranty](http://premiseled.com/warranty)