



Project	
Date	
Prepared by	
Model #	FPH2-2440S40-1

# FPH2-SERIES 2X4 HYBRID FLAT PANEL



## OVERVIEW

The FPH2-Series Hybrid LED Flat Panel ceiling light is a high performance LED panel that uses a unique backlit design to provide a longer lasting lighting solution that replaces traditional fluorescent lighting or low-end edge-lits found in offices, hospitals, schools and more.

## PRODUCT HIGHLIGHTS

- Lightweight design for quicker installs
- Large 5.9" x 4" junction box makes daisy chaining connections quick and easy
- Low profile: will fit into any plenum space and directly into existing suspended T-bar ceilings
- Available in 100-277VAC



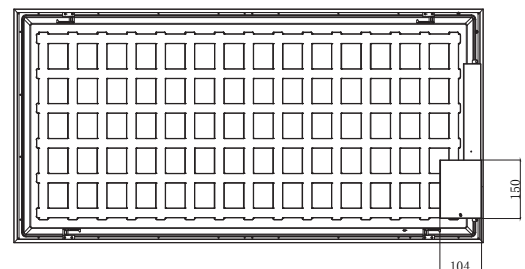

### OPTICAL SPECIFICATIONS

Lumen Output (lm) <sub>1</sub>	3899 lm	Beam Angle (°) <sub>1</sub>	120°
CCT (K) <sub>1</sub>	4000K	Projected Lifetime (L <sub>70</sub> )	>60,000
CRI (Ra) <sub>1</sub>	83	Chromaticity Shift (K)	±275
Efficacy (lm/W) <sub>1</sub>	105 lm/W		

### ELECTRICAL SPECIFICATIONS

Power	40W	Current Draw at 120V <sub>AC</sub> (A) <sub>2</sub>	0.351A
Apparent Power (VA)	41.1VA	Current Draw at 208V <sub>AC</sub> (A) <sub>2</sub>	0.202A
System Wattage	37.15W	Current Draw at 240V <sub>AC</sub> (A) <sub>2</sub>	0.175A
Input Voltage	100-277VAC	Current Draw at 277V <sub>AC</sub> (A) <sub>2</sub>	0.155A
Replacement For	4x32W T8		

### PRODUCT DIMENSIONS



CONSTRUCTION			
Housing Material	6063 Aluminum	Weight	4.11kg / 9.06lbs
Housing Color	White	Installation Method	Recessed, Suspension, Surface
Lens Material	PMMA	Operation Range (°F/°C)	-20°C to 45°C, -4°F to 113°F
Dimensions (inch/mm)	23.74"*47.72"*2.8"/603mm*1212mm*72.2mm	Warranty	5 years

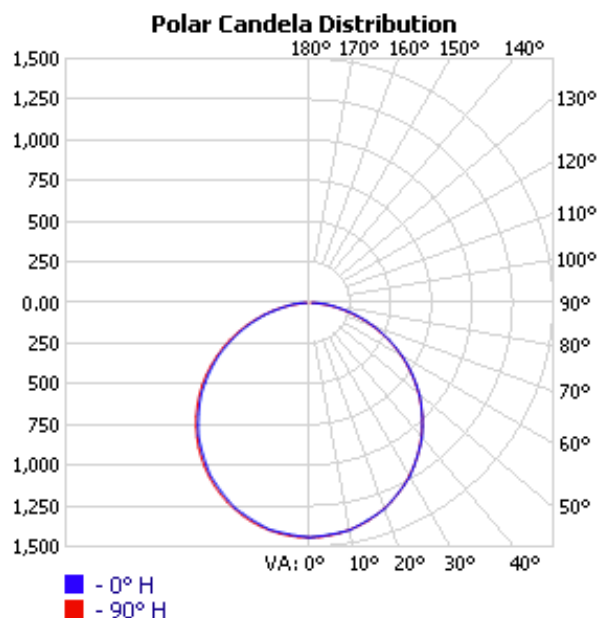
APPROVALS AND LISTINGS			
DLC Standard	PL668H0M6DQE	IP Rating	IP20
Damp Location Rated	Yes	UL/ETL Listed	cETLus

LED AND DRIVER SPECIFICATIONS			
LED Type	2835	THD (%)	20.0%
Dimmable	Yes, 0-10V	Inrush Current (A)	30A
Output Voltage (VDC)	36-45VDC	Driver Class	Class 2
Power Factor	0.9	Surge Protection (kV)	L - N 1KV ;L/N-PE 2KV

#### OPTIONAL ACCESSORIES

 <b>FPH-ACK21</b> Aircraft Cable for 2x4 Flat Panels	 <b>FPH-24SMK1</b> Surface Mount Kit for 2x4 Flat Panels
--	--

#### CANDELA ILLUMINANCE AT A DISTANCE



ILLUMINANCE AT A DISTANCE					
HEIGHT(FT)	CENTER BEAM	BEAM SPREAD(FT)		FIELD SPREAD(FT)	
	FOOTCANDLE	HORIZONTAL	VERTICAL	HORIZONTAL	VERTICAL
<b>4.00</b>	90.14 FC	12.5	12.3	52.9	56.6
<b>8.00</b>	22.54 FC	24.9	24.6	105.8	113.1
<b>12.00</b>	10.02 FC	37.4	36.9	158.7	169.7
<b>16.00</b>	5.63 FC	49.9	49.2	211.6	226.3
<b>20.00</b>	3.61 FC	62.3	61.5	264.5	282.8
		BEAM ANGLE		FIELD ANGLE	
		114.6°	113.9°	162.8°	163.9°

1. Due to the special conditions of manufacturing, the typical data of optical specifications can only reflect statistical figures and do not necessarily correspond to the actual parameters of each single product which could differ from the typical data.
2. Exceeding maximum ratings for input voltage and current will cause hazardous overload and will likely destroy the LED fixture.
3. Refer to Warranty Terms & Conditions available at [premiseled.com/warranty](http://premiseled.com/warranty)

Specifications and dimensions  
subject to change without notice.

3401 ENTERPRISE PARKWAY  
BEACHWOOD, OH USA 44122

80-86 CARRIER DRIVE  
TORONTO, ON CANADA M9W 5R1