



LS3 Linear/Under Cabinet Strip

HIGHLIGHTS

- Low profile solution for any cove or undercabinet project
- Linkable double ended connector included to make end to end connections
- Surface mounting hardware included
- Frosted polycarbonate lens eliminates glare
- On/Off switch available on each model except 3W
- T5 shape for retrofit applications
- Available in 10", 14", 23", 35" and 47" lengths
- LS2-JB, LS3-JBS or LS3-PC6 required to power LS3 fixtures. Sold Separately
- PowerSet feature allows for multiple lumen stops out of the box
- FieldCCeT features provides five color temperature settings in one fixture

CERTIFICATIONS

- ETL listed for US & Canada
- RoHS Compliant
- FCC Compliant
- Damp Location
- IK08

PERFORMANCE

- High efficacy, up to 110 lm/W
- Available in fixed wattage models: 3W or 5W and PowerSet models: power-selectable 9/7/5W, 14/12/10W, 18/15/12W
- Available in FieldCCeT models: field selectable 27/30/35/40/5000K
- CRI:>80
- Beam angle: 120°
- Estimated L70: 50,000 Hours

ELECTRICAL

- Input voltage: 120V
- Triac dimming, dim-to-off
- Power Factor: >0.9

THERMAL

- -4°F to 104°F (-20°C to 40°C) ambient operating temperature

CONSTRUCTION

- White powder coated aluminum housing
- Impact-resistant polycarbonate lens


WARRANTY

- 5 Year limited warranty available [online](#). Contact your EiKO sales rep for additional details.

project name	type
catalog number	voltage
approved by	date



* NOTE: LS2-JB, LS3-JBS or LS3-PC6 required to power LS3 fixtures. Sold Separately.



APPLICATIONS

- Cove
- Undercabinet

KEY FEATURES

END TO END CONNECTIONS

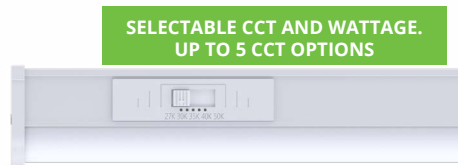
Link up to 360W (no Triac dimmer) or 120W (with Triac dimmer) using double ended connector included to make end to end connections. Optional interconnect wire available in 6", 12", or 36"

SELECTABLE CCT AND WATTAGE

Choose your CCT and Wattage upon install; great for SKU reduction and job site flexibility. Choose between 5 CCT options (27/30/35/40/5000K) to compliment any environment

INSTALLATION MADE EASY

Surface mount brackets included, with magnetic mount brackets available as an accessory



SELECTABLE CCT AND WATTAGE. UP TO 5 CCT OPTIONS




OPTIONAL ON/OFF SWITCH GREAT FOR OFFICES OR UNDER CABINET APPLICATIONS

CONNECT UP TO 360W WITHOUT TRIAC DIMMER, UP TO 120W WHEN USING TRIAC DIMMER



72" POWER CORD AVAILABLE



MOUNTING BRACKETS INCLUDED

AVAILABLE MODELS

ORDER	ORDER CODE	ITEM #	LENGTH	WATTS**	CCT***	LUMENS	EFFICACY (lm/W)	VOLTAGE	TRADITIONAL WATTAGE EQUIVALENT
	13810	LS3-103-FCCT*	10"	3W	27/30/35/40/5000K	330 lm	110 lm/W	120V	9" 6W T5
	13811	LS3-145-FCCT*	14"	5W	27/30/35/40/5000K	550 lm	110 lm/W	120V	12" 8W T5
	13812	LS3-PS239-FCCT*	23"	9/7/5W	27/30/35/40/5000K	990/770/550 lm	110 lm/W	120V	22" 14W T5 HE
	13813	LS3-PS3514-FCCT*	35"	14/12/10W	27/30/35/40/5000K	1540/1320/1100 lm	110 lm/W	120V	34" 21W T5 HE
	13814	LS3-PS4718-FCCT*	47"	18/15/12W	27/30/35/40/5000K	1980/1650/1320 lm	110 lm/W	120V	46" 28W T5 HE

* Requires LS3-JB, LS3-JBS, LS3-PC6 for power

** All power-selectable fixtures ship at the highest wattage setting

*** All CCT-selectable fixtures ship at 5000K

MODEL CONFIGURATOR					
MODEL	-	LENGTH	WATTS	-	CCT
LS3	-			-	

EXAMPLE PART NUMBER: PART NUMBER FROM AVAILABLE MODELS

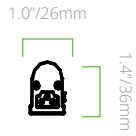
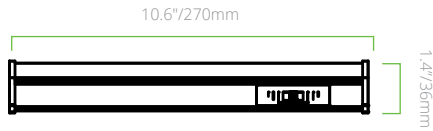
REFER TO THE FOLLOWING SECTIONS FOR DETAILS ON AVAILABLE FIELD INSTALLED OPTIONS

ACCESSORIES

ORDER	ORDER CODE	ITEM #	DESCRIPTION	IMAGE
MOUNTING & PROTECTION ACCESSORIES				
	14237	LS3-CON06	6" Interconnect wire for LS2 and LS3	
	14239	LS3-CON12	12" Interconnect wire for LS2 and LS3	
	14238	LS3-CON36	36" Interconnect wire for LS2 and LS3	
	14241	LS3-JBS*	Junction box with switch for LS2 and LS3 120VAC	
	14242	LS3-MAGCLIP	Magnetic clips for LS2 and LS3	
	14243	LS3-MAGCLIP-90	Magnetic clips with 90° elbow for LS2 and LS3	
	14245	LS3-PC6*	72" Power cord for LS2 and LS3, 120VAC	

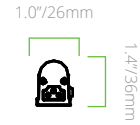
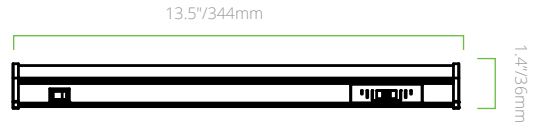
* **NOTE:** LS2-JB, LS3-JBS or LS3-PC6 required to power LS3 fixtures

PRODUCT DIMENSIONS



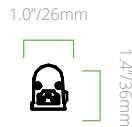
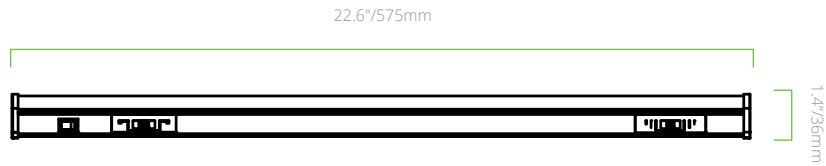
LS3-103-FCCT

Weight: 0.318 lbs / 0.144 kg



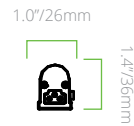
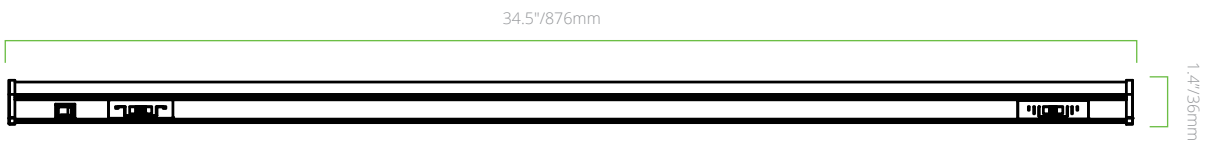
LS3-145-FCCT

Weight: 0.376 lbs / 0.170 kg



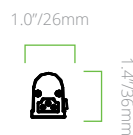
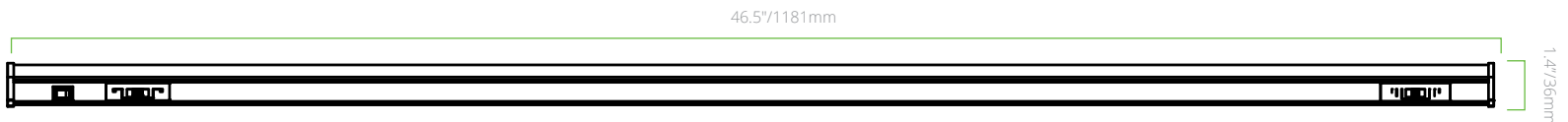
LS3-PS239-FCCT

Weight: 0.560 lbs / 0.254 kg



LS3-PS3514-FCCT

Weight: 0.784 lbs / 0.356 kg



LS3-PS4718-FCCT

Weight: 2.008 lbs / 0.457 kg